

**Editorial Desk****Global Organ Transplantation Report 2023: Key Highlights****Sunil Shroff**

MOHAN Foundation, India

In 2023, global organ transplants rose by 9.5%, according to data from 93 countries compiled by the Global Observatory on Donation and Transplantation (GODT).

While donation after brain death (DBD) rose by 7%, it was donation after circulatory death (DCD) that saw a remarkable 19% increase, now contributing 25% of the global deceased donor pool - a significant factor driving the overall growth in transplant numbers.

Notably, heart transplants crossed the five-digit mark for the first time, with 10,121 transplants performed globally - reflecting a 13% increase over the previous year. Lung transplants also saw a robust 15% rise, further contributing to the upward trend.

We bring you these compelling insights from the GODT report.

India continues to play a pivotal role on the global stage:

- It accounts for 9.5% of all transplants performed worldwide.
- It performs 25% of the world's living kidney transplants.
- India leads the world in the number of living kidney and liver transplants.

Reference:

<https://www.transplant-observatory.org/wp-content/uploads/2024/12/2023-data-global-report-17122024.pdf>

### Global activity in organ transplantation Estimations 2023

Kidney	Liver	Heart	Lung	Pancreas	S. bowel
111,135	41,111	10,121	7,811	2,054	177

≈ 172,409 solid organ transplants

≈ 9.5% increase vs 2022

≤ 10% of global needs

39% living kidney transplants

25% living liver transplants

45,861 deceased donors (34,466 DBD and 11,395 DCD donors)

Information of 93 Member States on organ transplantation activities (75% of the total population)

<https://www.transplant-observatory.org/>

**Corresponding Author:** Dr. Sunil Shroff,  
MOHAN Foundation, Chennai, Tamil Nadu, India  
**Email:** [shroff@mohanfoundation.org](mailto:shroff@mohanfoundation.org)

**To cite :** Shroff S. Global Organ Transplantation Report 2023: Key Highlights. Indian Transplant Newsletter. 2025 Apr-Jun; 24(2):p1. DOI:10.64384/ITN.2025.026



## Editorial Desk





### Global Organ Transplantation Report 2023: Key Highlights

Sunil Shroff  
MOHAN Foundation, India

#### Global donation and transplantation activities from 2021 to 2023

	2021	2022	2023	% Variation 2023 vs 2022
Deceased donors	38,156 (6.4)	41,792 (7.0)	45,861 (7.6)	10
DBD donors	29,611 (4.9)	32,248 (5.4)	34,466 (5.7)	7
DCD donors	8,545 (1.4)	9,544 (1.6)	11,395 (1.9)	19
Kidney Tx	92,532 (15.4)	102,090 (17.1)	111,135 (18.5)	9
DD Kidney Tx	57,365 (9.6)	62,489 (10.5)	68,034 (11.3)	9
LD Kidney Tx	35,167 (5.9)	39,601 (6.6)	43,101 (7.2)	9
Liver Tx	34,694 (5.8)	37,436 (6.3)	41,111 (6.8)	10
DD Liver Tx	26,739 (4.5)	28,343 (4.8)	30,977 (5.1)	9
LD Liver Tx	7,930 (1.3)	9,061 (1.5)	10,093 (1.7)	11
Heart Tx	8,409 (1.4)	8,988 (1.5)	10,121 (1.7)	13
Lung Tx	6,470 (1.1)	6,784 (1.1)	7,811 (1.3)	15
Pancreas Tx	2,025 (0.3)	2,026 (0.3)	2,054 (0.3)	1
Small bowel Tx	172 (0.03)	170 (0.0)	177 (0.0)	4
Total organ Tx	144,302 (24.1)	157,494 (26.4)	172,409 (28.6)	9

\*Rate (pmp) are calculated by applying the population of the responding countries

Liver Transplants	Lung Transplants	Heart Transplants	Kidney Transplants
6.8 per million population (pmp) 2023	1.3 per million population (pmp) 2023	1.7 per million population (pmp) 2023	18.5 per million population (pmp) 2023
			
<ul style="list-style-type: none"> <li>41,111 liver transplants</li> <li>10% increase vs 2022</li> <li>25% from living donors</li> <li>41 domino liver transplants</li> </ul>	<ul style="list-style-type: none"> <li>7,811 lung transplants</li> <li>15% increase vs 2022</li> <li>10 living transplants (0.1%)</li> </ul>	<ul style="list-style-type: none"> <li>10,121 heart transplants</li> <li>13% increase vs 2022</li> <li>1,075 pediatric heart transplants (&lt;18 years)</li> </ul>	<ul style="list-style-type: none"> <li>111,135 kidney transplants</li> <li>9% increase vs 2022</li> <li>39% from living donors</li> </ul>
71/93 countries reported liver transplant activities in 2023	49/93 countries reported lung transplant activities in 2023	58/93 countries reported heart transplant activities in 2023	91/93 countries reported kidney transplant activities in 2023
<b>Global - Patients transplanted by sex (%) 2023</b> 97,938 (64%) male recipients 54,636 (36%) female recipients N=76 countries provided information on the sex of recipients	<b>Global - Transplants from living donors per type of organ (pmp) 2023</b> 43,101 Kidney transplants 10,081 Liver transplants   10 Lung transplants <b>Living transplants performed in 92/93 countries</b> *Additionally, living donor pancreas transplants were reported by India (n=1) and China (n=7)	<b>India - Transplants from living donors per type of organ (pmp) 2023</b> 11,791 Kidney transplants 3,643 Liver transplants 1 Pancreas transplants	

